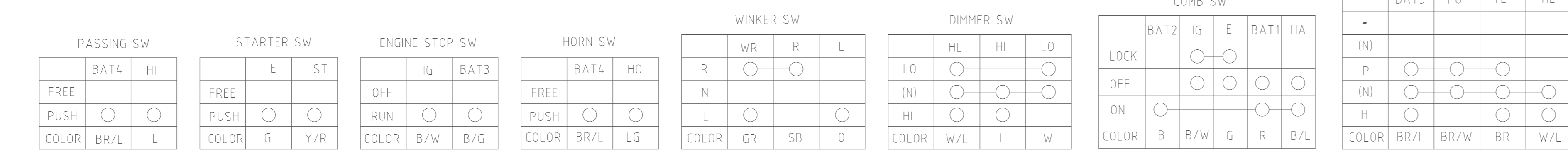
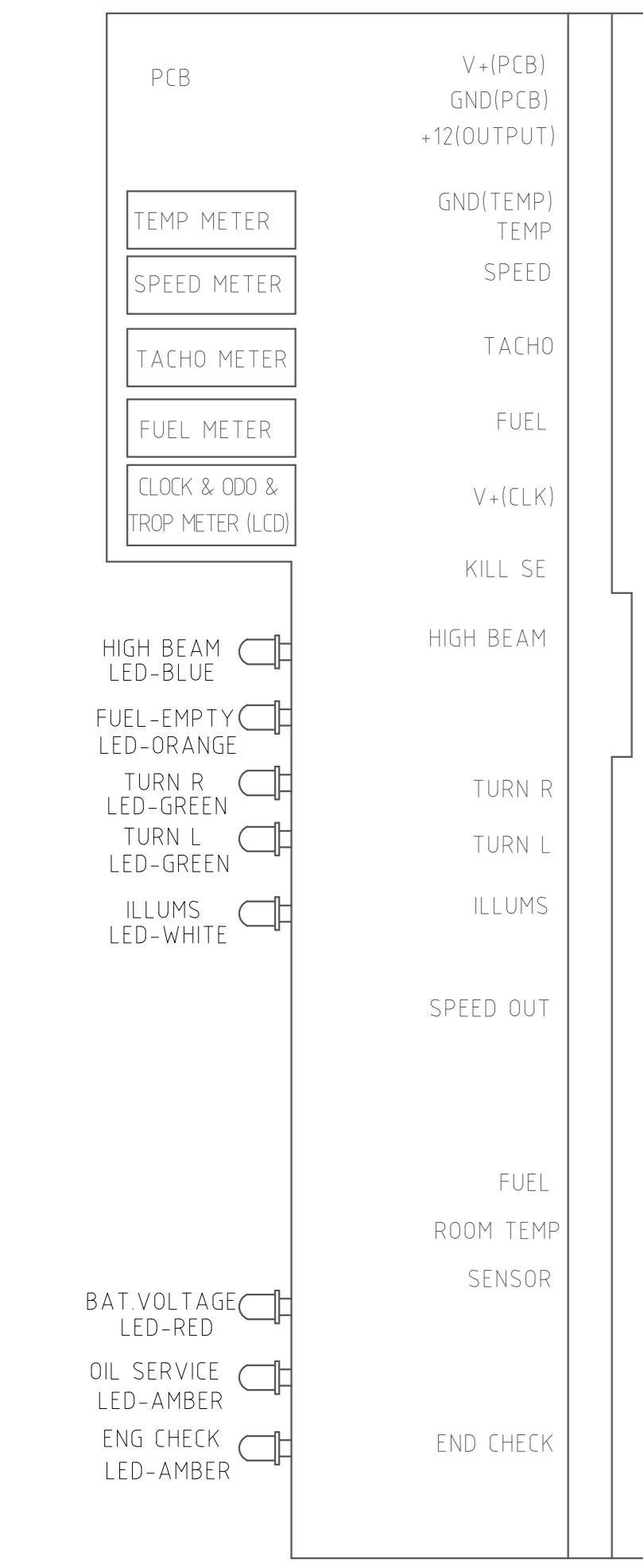
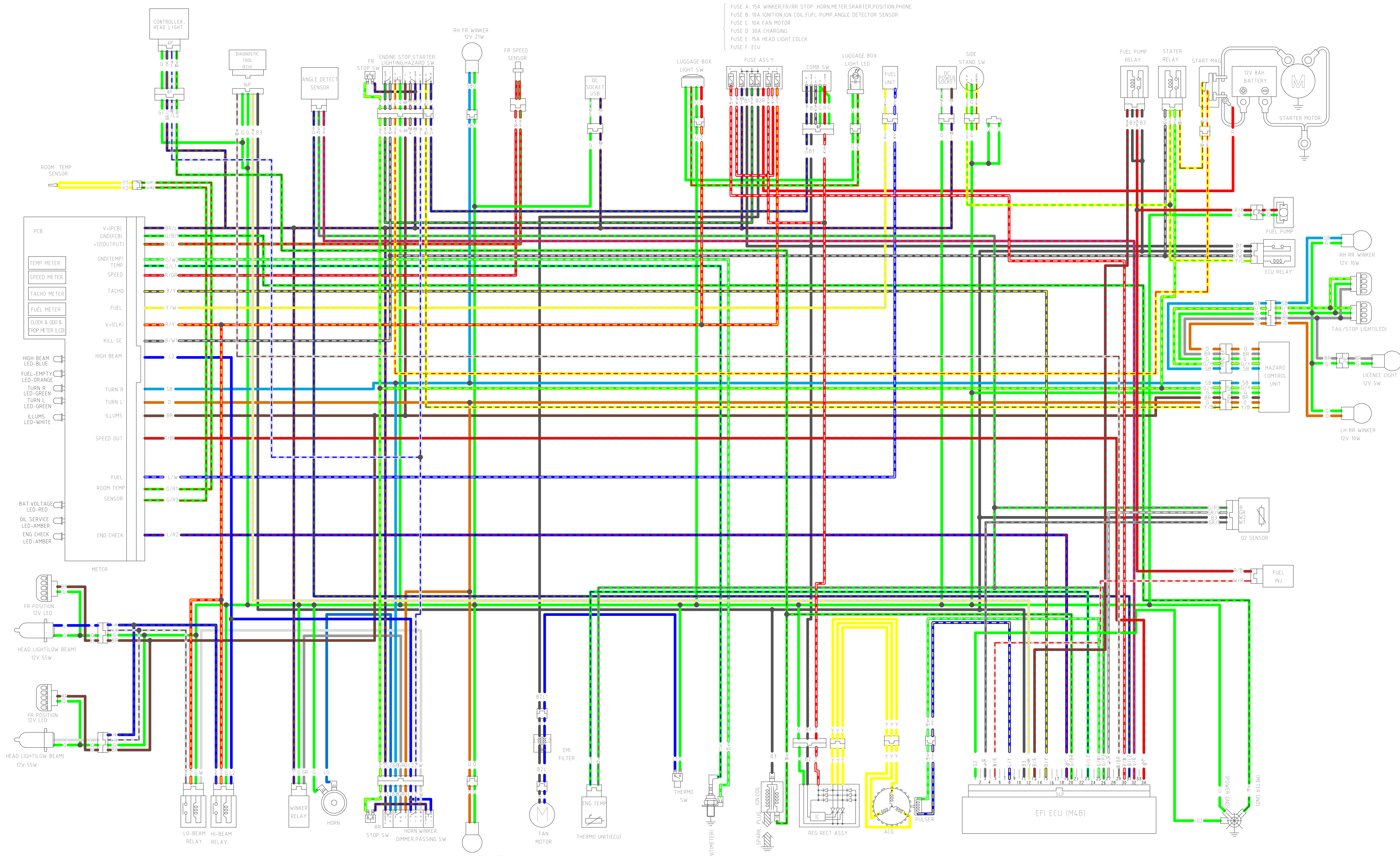


X-Town CITY 125 EURO 5 WIRING DIAGRAM



KYMCO

FUSE A: 15A WINKER,FR/RR STOP ,HORN,METER,STARTER,PHONE
 FUSE B: 10A IGNITION,IGN COIL,FUEL PUMP,ANGLE DETECTOR SENSOR
 FUSE C: 10A FAN MOTOR
 FUSE D: 30A CHARGING
 FUSE E: 15A HEAD LIGHT,COCK
 FUSE F: ECU



| | | | | | |
|------|--------------|------|--------------------|------|-----------------|
| 01 | PGND1 | 13 | FUEL PUMP RELAY | 25 | CPS(-) |
| 02 | | 14 | | 26 | SGND |
| 03 | HEGO HEAT_UP | 15 | TACHO | 27 | HEGO SENSOR |
| 04 | | 16 | | 28 | S&SLED/HL RELAY |
| 05 | INJ | 17 | | 29 | CAN_L |
| 06 | | 18 | PGND2 | 30 | VBD |
| 07 | | 19 | MIL | 31 | TILT |
| 08 | CPS(+) | 20 | IGNITION COIL | 32 | VSENS |
| 09 | | 21 | | 33 | |
| 10 | | 22 | | 34 | VEHICLE SPEED |
| 11 | VBK | 23 | ENGINE TEMPERATURE | | |
| 12 | CAN_H | 24 | | | |
| P1/N | FUNCTION | P1/N | FUNCTION | P1/N | FUNCTION |