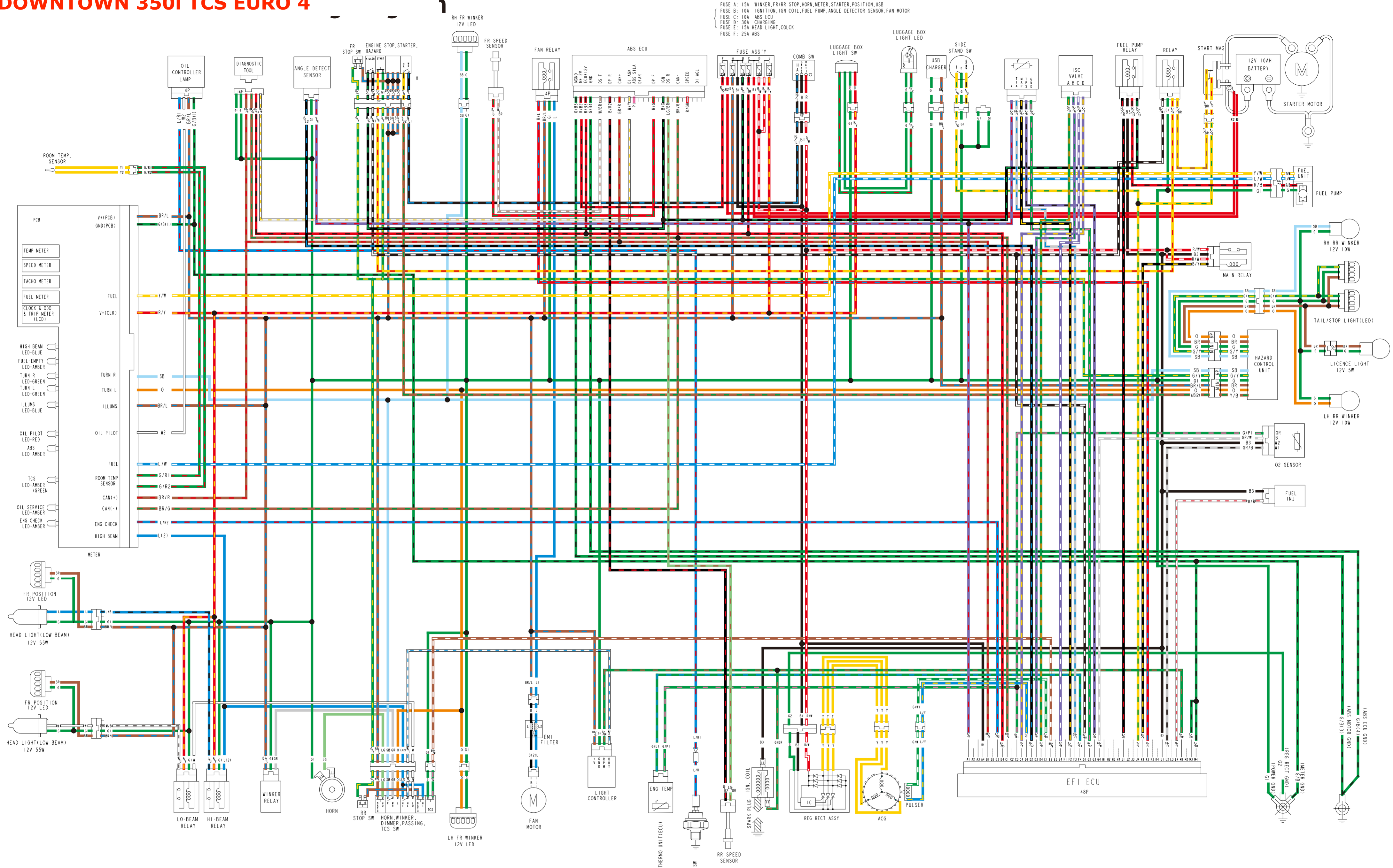
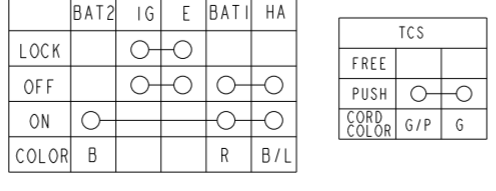
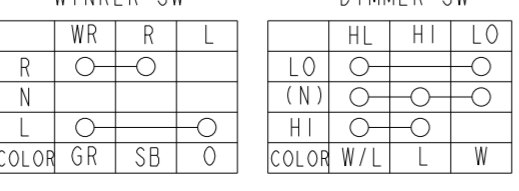
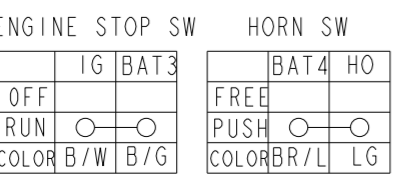
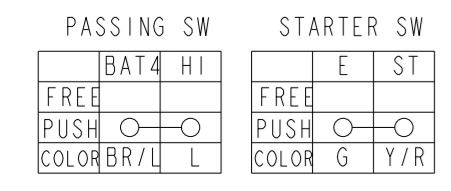


DOWNTOWN 350i TCS EURO 4



FUSE A: 15A WINKER,FR/RR STOP, HORN,METER, STARTER, POSITION, USB
 FUSE B: 10A IGNITION,IGN. COIL, FUEL PUMP, ANGLE DETECTOR SENSOR, FAN MOTOR
 FUSE C: 10A ABS ECU
 FUSE D: 30A CHARGING
 FUSE E: 15A HEAD LIGHT, COLCK
 FUSE F: 25A ABS



A1	V/R	SENSOR POWER(+5V)	D1	G/R	CRANK ANGLE(-)	G1		RUN/STOP SW	K1	B/Y	MAIN RELAY
A2		START RELAY	D2	B/W	TILT	G2	G/W2	SENSOR GROUND(2)	K2	L/G	FAN RELAY
A3		START RELAY	D3	V/G	STEP MOTOR A1	G3	V/B	THROTTLE POSITION SENSOR	K3		
A4	B1	VOLTAGE AFTER KEY(VBK)	D4	G/O	STEP MOTOR A2	G4		O2 SENSOR SIGNAL	K4		
B1	BR/R	CAN-HIGH(+)	E1	L/Y	CRANK ANGLE(+)	H1		K-LINE	L1	R/GR	BATTERY VOLTAGE (VBR)
B2			E2		MODE SW	H2			L2		O2 SENSOR HEATER
B3	L/R	ENG CHECK	E3			H3			L3		
B4	R/B3	DIRECT BATTERY VOLTAGE(VBD)	E4	V/W	STEP MOTOR B1	H4			L4	W/O	THJ
C1	BR/G	CAN-LOW(-)	F1		STARTER SW	J1	L/B	FUEL PUMP RELAY	M1	W/G	IGNITION COIL
C2			F2	BR/W	MANIFOLD AIR PRESSURE	J2			M2		
C3	G/W1	SENSOR GROUND(1)	F3	GR/L	AIR INTAKE TEMP	J3			M3	G4	GROUND(1)
C4	V/Y	STEP MOTOR B2	F4	G/L	ENGINE COOLANT TEMP	J4		SIDE STAND SW	M4	G4	GROUND(2)
PIN COLOR LABEL P1 FUNCTION											